



Proteus XR/f

The logical step to digital radiography

Now a single digital x-ray room accommodates nearly all your radiographic studies



Acquire **high-quality, dose-efficient** images

Optimize dose and get consistent image quality with the proven, robust AeroDR cesium iodide wireless flat-panel detectors from Konica Minolta.

- Choose from a range of standard cassette size detectors to suit your most common exam types and patient population: 10 x 12 inch/25 x 30 cm, 14 x 17 inch/35 x 43 cm or 17 x 17 inch/43 x 43 cm.
- Complete exams quickly with an image preview that is available in one second. Fully processed images can be seen within six seconds.
- Detectors charge in the wall stand and table bucky and can last an entire shift, up to 8.2 hours or 300 images.
- Panel drop sensors and monitoring provide data on panel handling, helping to avoid failures while reducing repair costs.
- Detectors are built to withstand extreme environments, everyday bumps and mishaps. With no external battery, they are fully sealed and can be wiped clean with approved cleaners in order to fulfill infection prevention protocols.



Image anyone with **ease** and **comfort**



The flexible table accommodates patients of all sizes

- The bariatric table supports a capacity of up to 770 pounds/350 kg and the table measures 86 x 31 inches/220 x 80 cm.
- The four-way float elevating tabletop makes it easy for patients to get onto the table, lowering from 35 inches/90 cm to 19 inches/49 cm above the floor.
- The table moves longitudinally and transversely across a wide travel range to position patients for the optimum field of view and imaging.



Expanded tube coverage increases patient positioning flexibility

- The floor-beam-mounted tube stand travels to clear the table for imaging at the wall stand.
- The tube can be lowered for below-the-knee exams or untethered exams with the wireless detector to image patients in wheelchairs or on gurneys.
- The tube stand travel distance is 79 inches/201 cm longitudinal, 59 inches/150 cm vertical, and 12 inches/30 cm lateral from mid-table. Rotation is +/- 180 degrees.

The versatile and robust floor-mounted design enables you to perform a wide range of dose-efficient radiographic exams, from head-to-toe on patients of all sizes and ages.

With extended tube coverage and wireless detectors, Proteus XR/f gives you full flexibility to image patients on the table, at the wall stand, or anywhere in the room.

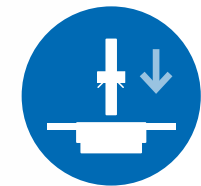



Make exams **easy** for patients and staff

The Proteus XR/f is incredibly easy to use. It is so intuitive that operators who are familiar with analog or digital X-ray systems can walk right up and get to work. Ergonomic design and easy patient positioning make exams nearly effortless.



- Technologists use a single interface and workstation to preview images, view final images and send images to the PACS with strong system integration.
- Detectors are lightweight, easy to carry and manipulate at 5.7 pounds/2.6 kg. Handy grip strips make positioning easy.
- Position controls are intuitive and easy handy. The tabletop responds to foot pedal controls, moving the table laterally or longitudinally and adjusting the field of view.
- The system can be configured for auto-tracking, so that the tube and table or wall stand track each other – when one moves, the other moves with it, preserving source-to-image distance.



Outfit your facility easily and affordably

The compact, floor-mounted design and range of power options enable simple, economical siting in a variety of environments, including hospitals, outpatient clinics, imaging centers, urgent care centers, orthopedic clinics and even physician's offices.

Good fit for smaller rooms

- Proteus XR/f helps remove space, infrastructure and budget constraints in creating x-ray rooms.
- The compact footprint of the system makes it easy to fit into smaller spaces, while floor mounting helps you avoid the expense of ceiling-mounted suspension systems.
- The system is available in auto tracking, elevating table and standard table configurations tailored to your clinical needs.

Flexible power options

- A range of generator power options add more siting versatility and power saving opportunities.
- Choose from single-phase (50 kW) or three-phase (65 kW and 80 kW) generators.



Get expert service you can trust



Proteus XR/f comes backed by a local GE service team with a proven record of prompt response, accurate diagnosis and fast, definitive repairs – so you can expect high uptime and uninterrupted patient care.

- Proteus XR/f is available with a 3 year or 5 year warranty and service extension to help you maximize your investment by controlling your total cost of ownership from the day of your investment.
- The GE service coverage is of the most qualified on the market. With over 750+ field engineers with high qualifications and training from the manufacturer itself.

GE Cares Community

Learn how to capitalize on online resources to facilitate trainings and increase your professional skills.

GE Cares is a community where you connect with healthcare professional, share your experience, publish contents and learn new techniques by having a direct access at the clinical webinars, protocols, clinical cases helping you improve your skills. You can also contact GE application specialists whenever you need to ask a question or get supported during an exam.



CONNECT
Connect with other healthcare professionals and grow your network. Interact with key opinion leaders and view their publications.




SHARE
Share your experience, publish content and stay up to date with the latest clinical trends shared by your peers.



LEARN
Learn new techniques and increase your skills in your daily practice. Access online trainings, educational contents, clinical webinars built by experts for experts.



Join us now on **GE CARES.COM**





GE Healthcare



@GEHealthcare



GE Healthcare



GE Healthcare

gehealthcare.com

GE Healthcare provides transformational medical technologies and services to meet the demand for increased access, enhanced quality and more affordable healthcare around the world.

GE (NYSE: GE) works on things that matter - great people and technologies taking on tough challenges.

From medical imaging, software and IT, patient monitoring and diagnostics to drug discovery, biopharmaceutical manufacturing technologies and performance improvement solutions, GE Healthcare helps medical professionals deliver great healthcare to their patients.

GE imagination at work

Data subject to change

© 2017 General Electric Company.

GE, GE Healthcare, the GE Monogram, Proteus XR/f are trademarks of General Electric Company.

JB48390XXa